



























































Item No.	Product Name	Picture	Size (inch)	Certificate	UL Standard	CSA Standard	
	SCH40 RIGID PVC CONDUIT (ONE END WITH BELL)		1/2"×2.77	UL/ETL	Conforms to UL Std 651	Certified to CSA Std C22.2#211.2	
			3/4"×2.87		Conforms to UL Std 651	Certified to CSA Std C22.2#211.2	
			1"×3.38		Conforms to UL Std 651	Certified to CSA Std C22.2#211.2	
			1-1/4"×3.56		Conforms to UL Std 651	Certified to CSA Std C22.2#211.2	
			1-1/2"×3.68		Conforms to UL Std 651	Certified to CSA Std C22.2#211.2	
			2"×3.91		Conforms to UL Std 651	Certified to CSA Std C22.2#211.2	
			2-1/2"×5.16		Conforms to UL Std 651	Certified to CSA Std C22.2#211.2	
			3"×5.49		Conforms to UL Std 651	Certified to CSA Std C22.2#211.2	
			3-1/2"×5.74		Conforms to UL Std 651	Certified to CSA Std C22.2#211.2	
			4"×6.02		Conforms to UL Std 651	Certified to CSA Std C22.2#211.2	
			5"×6.55		Conforms to UL Std 651	Certified to CSA Std C22.2#211.2	
			6"×7.11		Conforms to UL Std 651	Certified to CSA Std C22.2#211.2	
			8"×8.18		Conforms to UL Std 651	Certified to CSA Std C22.2#211.2	
					SCH80 RIGID PVC CONDUIT (ONE END WITH BELL)		1/2"×3.73
3/4"×3.91	Conforms to UL Std 651	Certified to CSA Std C22.2#211.2					
1"×4.55	Conforms to UL Std 651	Certified to CSA Std C22.2#211.2					
1-1/4"×4.85	Conforms to UL Std 651	Certified to CSA Std C22.2#211.2					
1-1/2"×5.08	Conforms to UL Std 651	Certified to CSA Std C22.2#211.2					
2"×5.54	Conforms to UL Std 651	Certified to CSA Std C22.2#211.2					
2-1/2"×7.01	Conforms to UL Std 651	Certified to CSA Std C22.2#211.2					
3"×7.62	Conforms to UL Std 651	Certified to CSA Std C22.2#211.2					
3-1/2"×8.08	Conforms to UL Std 651	Certified to CSA Std C22.2#211.2					
4"×8.56	Conforms to UL Std 651	Certified to CSA Std C22.2#211.2					
5"×9.52	Conforms to UL Std 651	Certified to CSA Std C22.2#211.2					
6"×10.97	Conforms to UL Std 651	Certified to CSA Std C22.2#211.2					
8"×12.7	Conforms to UL Std 651	Certified to CSA Std C22.2#211.2					
D66	SCH40 45 DGR BELLED END						1/2"
			3/4"		Conforms to UL Std 651	---	
			1"	Conforms to UL Std 651	---		
			1-1/4"	Conforms to UL Std 651	---		
			1-1/2"	Conforms to UL Std 651	---		
			2"	Conforms to UL Std 651	---		
			2-1/2"	Conforms to UL Std 651	---		
			3"	Conforms to UL Std 651	---		
			3-1/2"	Conforms to UL Std 651	---		
			4"	Conforms to UL Std 651	---		
D65	SCH40 90 DGR BELLED END		1/2"	Conforms to UL Std 651	---		
			3/4"	Conforms to UL Std 651	---		
			1"	Conforms to UL Std 651	---		
			1-1/4"	Conforms to UL Std 651	---		
			1-1/2"	Conforms to UL Std 651	---		
			2"	Conforms to UL Std 651	---		
			2-1/2"	Conforms to UL Std 651	---		
			3"	Conforms to UL Std 651	---		
			3-1/2"	Conforms to UL Std 651	---		
			4"	Conforms to UL Std 651	---		
D111	SCH40 45 DGR PLAIN END		1/2"	Conforms to UL Std 651	---		
			3/4"	Conforms to UL Std 651	---		
			1"	Conforms to UL Std 651	---		
			1-1/4"	Conforms to UL Std 651	---		
			1-1/2"	Conforms to UL Std 651	---		
			2"	Conforms to UL Std 651	---		
			2-1/2"	Conforms to UL Std 651	---		
			3"	Conforms to UL Std 651	---		
			3-1/2"	Conforms to UL Std 651	---		
			4"	Conforms to UL Std 651	---		
D110	SCH40 90 DGR PLAIN END		1/2"	Conforms to UL Std 651	---		
			3/4"	Conforms to UL Std 651	---		
			1"	Conforms to UL Std 651	---		
			1-1/4"	Conforms to UL Std 651	---		
			1-1/2"	Conforms to UL Std 651	---		
			2"	Conforms to UL Std 651	---		
			2-1/2"	Conforms to UL Std 651	---		
			3"	Conforms to UL Std 651	---		
			3-1/2"	Conforms to UL Std 651	---		
			4"	Conforms to UL Std 651	---		
	SCH80 45 DGR BELLED END		1/2"	Conforms to UL Std 651	---		
			3/4"	Conforms to UL Std 651	---		
			1"	Conforms to UL Std 651	---		
			1-1/4"	Conforms to UL Std 651	---		
			1-1/2"	Conforms to UL Std 651	---		
			2"	Conforms to UL Std 651	---		
			2-1/2"	Conforms to UL Std 651	---		
			3"	Conforms to UL Std 651	---		
			3-1/2"	Conforms to UL Std 651	---		
			4"	Conforms to UL Std 651	---		

D05	RUEDECING BUSHING		3/4" x 1/2"	ETL	Conforms to UL Std 514B	Certified to CSA Std C22.2 #18.3
			1" x 3/4"		Conforms to UL Std 514B	Certified to CSA Std C22.2 #18.3
			1-1/4" x 3/4"		Conforms to UL Std 514B	Certified to CSA Std C22.2 #18.3
			1-1/4" x 1"		Conforms to UL Std 514B	Certified to CSA Std C22.2 #18.3
			1-1/2" x 1-1/4"		Conforms to UL Std 514B	Certified to CSA Std C22.2 #18.3
			2" x 1-1/4"		Conforms to UL Std 514B	Certified to CSA Std C22.2 #18.3
			2" x 1-1/2"		Conforms to UL Std 514B	Certified to CSA Std C22.2 #18.3
			2-1/2" x 2"		Conforms to UL Std 514B	Certified to CSA Std C22.2 #18.3
D06	METER OFFSET		1-1/4"	ETL	Conforms to UL Std 514B	Certified to CSA Std C22.2 #18.3
			2"		Conforms to UL Std 514B	Certified to CSA Std C22.2 #18.3
D08	EXPENSION COUPLING		1/2"	ETL	Conforms to UL Std 514B	Certified to CSA Std C22.2 #18.3
			3/4"		Conforms to UL Std 514B	Certified to CSA Std C22.2 #18.3
			1"		Conforms to UL Std 514B	Certified to CSA Std C22.2 #18.3
			1-1/4"		Conforms to UL Std 514B	Certified to CSA Std C22.2 #18.3
			1-1/2"		Conforms to UL Std 514B	Certified to CSA Std C22.2 #18.3
			2"		Conforms to UL Std 514B	Certified to CSA Std C22.2 #18.3
			2-1/2"		Conforms to UL Std 514B	Certified to CSA Std C22.2 #18.3
			3"		Conforms to UL Std 514B	Certified to CSA Std C22.2 #18.3
D09	SERVICE ENTRANCE FITTING		1-1/4"	ETL	Conforms to UL Std 514B	Certified to CSA Std C22.2 #18.3
			1-1/2"		Conforms to UL Std 514B	Certified to CSA Std C22.2 #18.3
			2"		Conforms to UL Std 514B	Certified to CSA Std C22.2 #18.3
			2-1/2"		Conforms to UL Std 514B	Certified to CSA Std C22.2 #18.3
D10	PULL ELBOW BODY		3/4"	ETL	Conforms to UL Std 514B	Certified to CSA Std C22.2 #18.3
D18	JUNCTION BOX I		6X6X4	ETL	Conforms to UL Std 50	Certified to CSA Std C22.2 #94.1
			8X8X4		Conforms to UL Std 50	Certified to CSA Std C22.2 #94.1
			12X12X6		Conforms to UL Std 50	Certified to CSA Std C22.2 #94.1
D18-1	JUNCTION BOX		4"X4"X2"	ETL	Conforms to UL Std 50	Certified to CSA Std C22.2 #94.1
			4"X4"X4"		Conforms to UL Std 50	Certified to CSA Std C22.2 #94.1
D13	Box cover		--	ETL	Conforms to UL Std 514D	Certified to CSA Std C22.2 #42.1
D14	Box cover		--	ETL	Conforms to UL Std 514D	Certified to CSA Std C22.2 #42.1
D11	Box cover		--	ETL	Conforms to UL Std 514D	Certified to CSA Std C22.2 #42.1
D07	Conduit snap strap		1/2"	ETL	Conforms to UL Std 2239	Certified to CSA Std C22.2 #18.4
			3/4"		Conforms to UL Std 2239	Certified to CSA Std C22.2 #18.4
			1"		Conforms to UL Std 2239	Certified to CSA Std C22.2 #18.4
			1 1/4"		Conforms to UL Std 2239	Certified to CSA Std C22.2 #18.4
			1 1/2"		Conforms to UL Std 2239	Certified to CSA Std C22.2 #18.4
			2"		Conforms to UL Std 2239	Certified to CSA Std C22.2 #18.4
D35	Electrical nonmetallic tubing		1/2" X 200'	ETL	Conforms to UL Std 1653	Certified to CSA Std C22.2 #227.1
			3/4" X 100'		Conforms to UL Std 1653	Certified to CSA Std C22.2 #227.1
			1" X 100'		Conforms to UL Std 1653	Certified to CSA Std C22.2 #227.1
D36	Electrical nonmetallic tubing		1/2" X 10'	ETL	Conforms to UL Std 1653	Certified to CSA Std C22.2 #227.1
			3/4" X 10'		Conforms to UL Std 1653	Certified to CSA Std C22.2 #227.1
			1" X 10'		Conforms to UL Std 1653	Certified to CSA Std C22.2 #227.1
D40	Connector for liquid-tight flexible nonmetallic conduit(straight type)		1/2"	ETL	Conforms to UL Std 514B	Certified to CSA Std C22.2 #18.3
			3/4"		Conforms to UL Std 514B	Certified to CSA Std C22.2 #18.3
D41	Connector for liquid-tight flexible nonmetallic conduit (90 degree bend shape)		1/2"	ETL	Conforms to UL Std 514B	Certified to CSA Std C22.2 #18.3
			3/4"		Conforms to UL Std 514B	Certified to CSA Std C22.2 #18.3
D43	Liquid-tight flexible nonmetallic conduit		1/2"	ETL	Conforms to UL Std 1660	Certified to CSA Std C22.2 #227.2.1
			3/4"		Conforms to UL Std 1660	Certified to CSA Std C22.2 #227.2.1

D44	Switch Boxes and conduit bodies		1/2"	ETL	Conforms to UL Std 514C	---
			3/4"		Conforms to UL Std 514C	---
			1"		Conforms to UL Std 514C	---
D45	Switch Boxes and conduit bodies		1/2"		Conforms to UL Std 514C	---
			3/4"		Conforms to UL Std 514C	---
			1"		Conforms to UL Std 514C	---
D46	Switch Boxes and conduit bodies		1/2"		Conforms to UL Std 514C	---
			3/4"		Conforms to UL Std 514C	---
			1"		Conforms to UL Std 514C	---
D47	Switch Boxes and conduit bodies		1/2"		Conforms to UL Std 514C	---
			3/4"		Conforms to UL Std 514C	---
			1"		Conforms to UL Std 514C	---
D48	Switch Boxes and conduit bodies		1/2"		Conforms to UL Std 514C	---
			3/4"		Conforms to UL Std 514C	---
			1"		Conforms to UL Std 514C	---
D67	PVC LB CONDUIT BODY		1/2"		Conforms to UL Std 514C	---
			3/4"		Conforms to UL Std 514C	---
			1"		Conforms to UL Std 514C	---
			1-1/4"		Conforms to UL Std 514C	---
			1-1/2"		Conforms to UL Std 514C	---
			2"		Conforms to UL Std 514C	---
			2-1/2"		Conforms to UL Std 514C	---
D68	PVC "T" CONDUIT BODY		1/2"		Conforms to UL Std 514C	---
			3/4"		Conforms to UL Std 514C	---
			1"		Conforms to UL Std 514C	---
			1-1/4"		Conforms to UL Std 514C	---
			1-1/2"		Conforms to UL Std 514C	---
D69	PVC LL CONDUIT BODY		1/2"		Conforms to UL Std 514C	---
			3/4"		Conforms to UL Std 514C	---
			1"		Conforms to UL Std 514C	---
			1-1/4"		Conforms to UL Std 514C	---
			1-1/2"		Conforms to UL Std 514C	---
D70	PVC LR CONDUIT BODY		1/2"		Conforms to UL Std 514C	---
			3/4"	Conforms to UL Std 514C	---	
			1"	Conforms to UL Std 514C	---	
			1-1/4"	Conforms to UL Std 514C	---	
			1-1/2"	Conforms to UL Std 514C	---	
D71	PVC C CONDUIT BODY		1/2"	Conforms to UL Std 514C	---	
			3/4"	Conforms to UL Std 514C	---	
			1"	Conforms to UL Std 514C	---	
D58	Switch Boxes and conduit bodies		1/2"&3/4"	Conforms to UL Std 514C	---	
D59	PVC floor box		-	Conforms to UL Std 514C	---	
D05	reducer bushing		3"x2"	Conforms to UL Std 651	---	
D04	end bells		1"	Conforms to UL Std 651	---	
			1-1/4"	Conforms to UL Std 651	---	
			1-1/2"	Conforms to UL Std 651	---	
			2"	Conforms to UL Std 651	---	
D37	ENT adapters		1/2"	Conforms to UL Std 651	---	
			3/4"	Conforms to UL Std 651	---	
			1"	Conforms to UL Std 651	---	
D38	ENT couplers		1/2"	Conforms to UL Std 651	---	
			3/4"	Conforms to UL Std 651	---	
			1"	Conforms to UL Std 651	---	
D39	ENT threaded adapters		1/2"	Conforms to UL Std 651	---	
			3/4"	Conforms to UL Std 651	---	
			1"	Conforms to UL Std 651	---	
D42	end caps		1/2"	Conforms to UL Std 651	---	
			3/4"	Conforms to UL Std 651	---	
			1"	Conforms to UL Std 651	---	
			1-1/4"	Conforms to UL Std 651	---	
			1-1/2"	Conforms to UL Std 651	---	
			2"	Conforms to UL Std 651	---	
			2-1/2"	Conforms to UL Std 651	---	
3"	Conforms to UL Std 651	---				

D49	box adapters		1/2"	ETL	Conforms to UL Std 651	---
			3/4"		Conforms to UL Std 651	---
			1"		Conforms to UL Std 651	---
			1-1/4"		Conforms to UL Std 651	---
			1-1/2"		Conforms to UL Std 651	---
			2"		Conforms to UL Std 651	---
			2-1/2"		Conforms to UL Std 651	---
			3"		Conforms to UL Std 651	---
D56	offsets		1/2"	ETL	Conforms to UL Std 651	---
			3/4"		Conforms to UL Std 651	---
D60	Floor box cover		---	ETL	Conforms to UL Std UL 514D	Certified to CSA Std C22.2 #42.1
D93	1G 18" NAIL ON PVC BOX		18.0 CU.IN.VOL.	ETL 2-HR-W	Conforms to UL Std 514C	---
D94	1G DEEP NAIL ON PVC BOX		20.3 CU.IN.VOL.	ETL 2-HR-W	Conforms to UL Std 514C	---
D95	1G DEEP NAIL ON PVC BOX		22.5 CU.IN.VOL. 368 CU.CM	ETL 2-HR-W	Conforms to UL Std 514C	---
D96	1G OLD WORK PVC BOX		14.0 CU.IN.VOL.	ETL 2-HR-W	Conforms to UL Std 514C	---
D97	1G DEEP OLD WORK BOX		20.0 CU.IN.VOL. 328 ML	ETL 2-HR-W	Conforms to UL Std 514C	---
D98	2G NAIL ON PVC BOX		32 CU.IN.VOL. 524 ML	ETL 2-HR-W	Conforms to UL Std 514C	---
D99	2G 25" PVC OLD WORK BOX		25 CU.IN.VOL. 410 ML	ETL 2-HR-W	Conforms to UL Std 514C	---
D100	ROUND 20" NAIL ON PVC BOX		20 CU.IN.VOL. 328 CU.CM	ETL 2-HR-C	Conforms to UL Std 514C	---
D101	CEILING BOX W/ HANGER BAR		20 CU.IN.VOL. 328 CU.CM	ETL 2-HR-C	Conforms to UL Std 514C	---
D102	OLD WORK CEILING BOX		18 CU.IN.VOL. 295 ML	ETL 2-HR-C	Conforms to UL Std 514C	---
D105	RND HVYDTY PVC BOX WITH HNGR		24.5 CU.IN.VOL. 402 CU.CM	ETL 2-HR-C	Conforms to UL Std 514C	---
D103	RND HVYDTY PVC BOX NAILON		24.5 CU.IN.VOL. 402 CU.CM	ETL 2-HR-C	Conforms to UL Std 514C	---
D76	1G PVC VRT ADJ BOX		21 IN^3 344 CM^3	ETL 2-HR-W	Conforms to UL Std 514C	---
D72	1G PVC HRZ ADJ BOX		21 IN^3 344 CM^3	ETL 2-HR-W	Conforms to UL Std 514C	---
D77	LOW VOLTAGE MOUNT BRACKET			ETL	Conforms to UL Std SUBJECT 2269	---
D78	18 CU CEILING BOX NEW WRK		18 IN^3 223 CM^3		Conforms to UL Std 514C	---
D92	ROUND BLANK PVC COVER				Conforms to UL Std UL 514D	Certified to CSA Std C22.2#42.1
D79	1G 8" PVC BOX		8.0 CU.IN.VOL.	ETL 2-HR-W	Conforms to UL Std 514C	---
D80	1G 8" PVC BOX W/BRKT		8.0 CU.IN.VOL.	ETL	Conforms to UL Std 514C	---
D81	3G 44CI PVC BOX NAILON		44 CU.IN.VOL. 721 ML	ETL 2-HR-W	Conforms to UL Std 514C	---

D88	WH PVC CEILBOX COVER			ETL	Conforms to UL Std UL 514D	Certified to CSA Std C22.2#42.1
D74	2G PVC VRT ADJ BOX		34 CU.IN.VOL. 557 CU.CM	ETL 2-HR-W	Conforms to UL Std 514C	---
D86	4X4X2-1/2 PVC BOX NAILON		32 CU.IN.VOL. 524 ML	ETL 2-HR-W	Conforms to UL Std 514C	---
D85	PVC HANDYBOX BLANK COVER			ETL	Conforms to UL Std UL 514D	Certified to CSA Std C22.2#42.1
D87	4X4 PVC BOX BLANK COVER				Conforms to UL Std UL 514D	Certified to CSA Std C22.2#42.1
D83	1G PVC LV MTG BRKT NAILON				Conforms to UL Std SUBJECT 2269	---
D90	ROUND PVC BOX 1/2" KO		20.5 CU.IN.VOL. 336 ML	ETL 2-HR-W	Conforms to UL Std 514C	---
D84	1G PVC HANDY BOX		11.5 CU.IN.VOL. 188 CU.CM	ETL 2-HR-W	Conforms to UL Std 514C	---
D91	SHALLOW WALL OLD WORK BOX		17 IN^3 279 CM^3	ETL 2-HR-W	Conforms to UL Std 514C	---
D75	1 GANG ENT OUTLET BOX		22 CU.IN.VOL. 360 CU.CM	ETL 2-HR-W	Conforms to UL Std 514C	---
D82	3G PVC BOX OLDWRK		55 CU.IN.VOL. 901 ML	ETL 2-HR-W	Conforms to UL Std 514C	---
D89	4G 69CI PVC BOX NAILON		69 CU.IN.VOL. 1131 CU.CM	ETL 2-HR-W	Conforms to UL Std 514C	---